



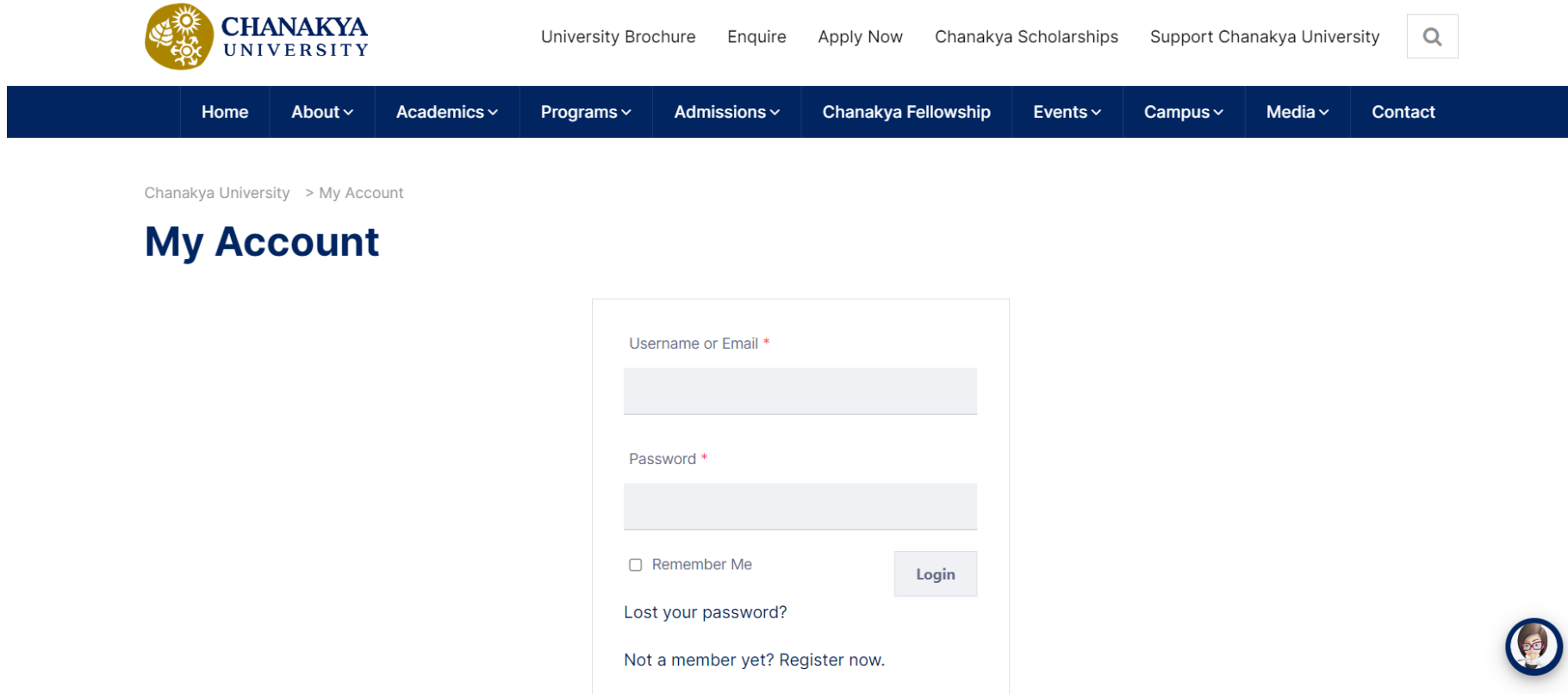
Chanakya Fellowship in Social Sciences

2023-24

Guidelines for Completing the Application Form

Step 1

Visit <https://chanakyauniversity.edu.in/my-account/>. The login page will appear as below.



The screenshot shows the Chanakya University website header with the logo and navigation links: University Brochure, Enquire, Apply Now, Chanakya Scholarships, Support Chanakya University, and a search icon. Below the header is a dark blue navigation bar with links: Home, About, Academics, Programs, Admissions, Chanakya Fellowship, Events, Campus, Media, and Contact. The main content area has a breadcrumb trail: Chanakya University > My Account. The title "My Account" is displayed in a large, bold font. The login form is centered and contains the following elements:

- Username or Email *
- Password *
- ☐ Remember Me
- Login button
- Lost your password?
- Not a member yet? Register now.

A small circular profile picture placeholder is visible on the right side of the page.

Click on “Not a member yet? Register now”

Step 2

Enter desired User Name, your Email ID and Password and Click “Submit”

Home	About ▾	Academics ▾	Programs ▾	Admissions ▾	Chanakya Fellowship	Events ▾	Campus ▾	Media ▾	Contact
------	---------	-------------	------------	--------------	---------------------	----------	----------	---------	---------

Registration

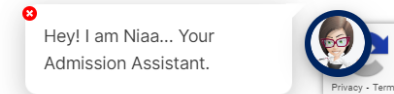
Already registered? [login here.](#)

Username *

User Email *

User Password *

Confirm Password *



Step 3

You will receive a registration confirmation Email.



Step 4

Visit <https://chanakyauniversity.edu.in/my-account/> and use your login credentials. Fill out the Personal and Contact Information. Once you fill in the section, click “Save” and “Next” to move to the next page.

Chanakya University > Fellowship Registration

Home About ▾ Academics ▾ Programs ▾ Admissions ▾ Chanakya Fellowship Events ▾ Campus ▾ Media ▾ Contact

Fellowship Registration My Account

1 2 3 4 5 6 7 8

Personal and Contact Details

Your Name * First Name Middle Name Last Name

Gender * ☐ Male ☐ Female ☐ Other

Date of Birth * dd-mm-yyyy

Nationality *

Email *

Mobile No *

Address *

Save Next

Step 5

Enter your education details. You can fill it in the order of your preference. Once you fill in the section, click “Save” and “Next” to move to the next page.

Fellowship Registration

My Account

12345678

Education

Recent three (max) graduation/post graduate details

Degree(s)

Name of University *

Country of College *

State/UT of College *

City of College *

Name of College *

Year of Completion *

Aggregate Percentage/Grade *

Degree 2

Name of University

Country of College

State/UT of College

City of College

Name of College

Year of Completion

Aggregate Percentage/Grade

Degree 3

Name of University

Country of College

State/UT of College

City of College

Name of College

Year of Completion

Aggregate Percentage/Grade

Save

PreviousNext

Step 6

Enter your internship experience in this section and professional information details **(if applicable)**. Once you fill in the section, click “Save” and “Next” to move to the next page.

Chanakya University > Fellowship Registration

Fellowship Registration My Account

1 2 3 4 5 6 7 8

Professional Information (If applicable)

Total Internship Experience

Total Full-Time Work Experience

Total Part Time Work Experience

Current Work (If applicable)

Type ☐ Govt ☒ Non-Govt

Duration Worked for in Years

Name of the Organisation/Employer

Location

Designation

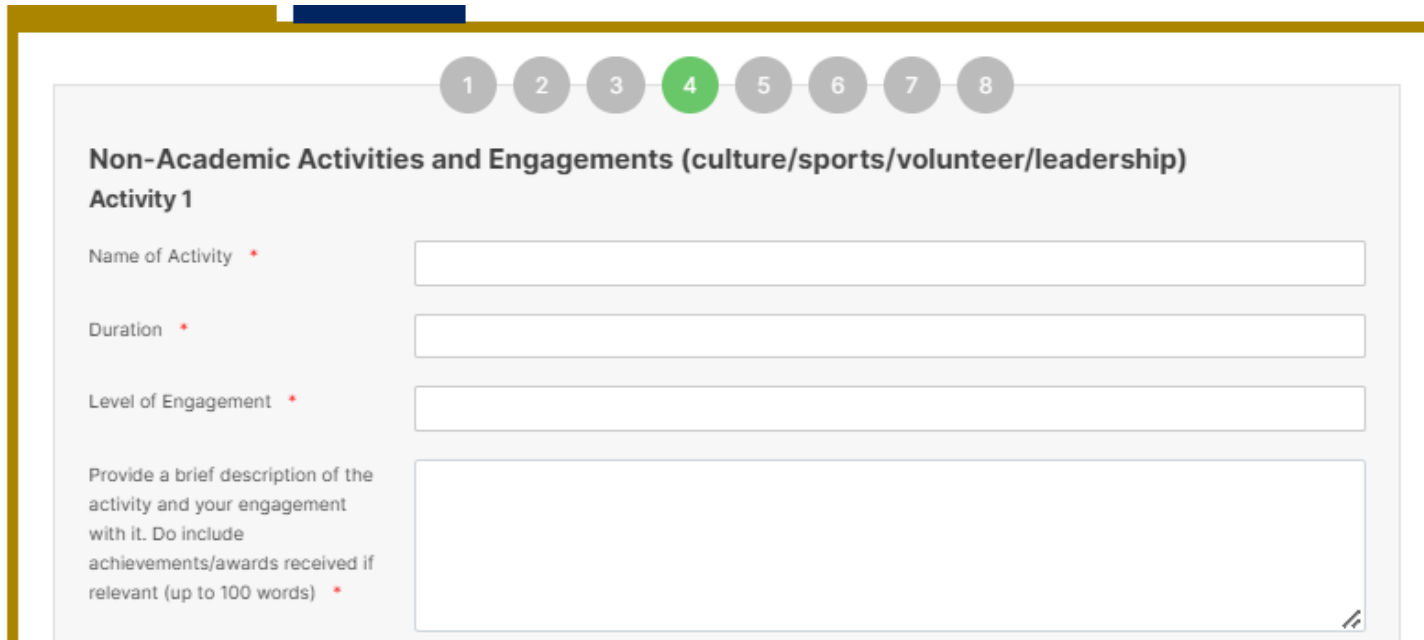
Annual CTC

What were your main responsibilities in this position?
(max of 100 words)

Awards and Accomplishments
(max of 100 words)

Step 7

Enter details of non-academic activities and engagements. These might be things you have done outside of your academic programme. For example, if you studied history and played cricket, cricket would be considered an extracurricular activity. You can enter up to three activities in the order of your preference. Once you fill in the section, click “Save” and “Next” to move to the next page.



The screenshot shows a web form titled "Non-Academic Activities and Engagements (culture/sports/volunteer/leadership)". At the top, there is a progress bar with eight numbered circles; the fourth circle is highlighted in green, indicating the current step. Below the title, the form is labeled "Activity 1". It contains four input fields: "Name of Activity", "Duration", "Level of Engagement", and a larger text area for a description. Each field has a red asterisk indicating it is required. The description field includes a placeholder text: "Provide a brief description of the activity and your engagement with it. Do include achievements/awards received if relevant (up to 100 words)".

1 2 3 4 5 6 7 8

Non-Academic Activities and Engagements (culture/sports/volunteer/leadership)

Activity 1

Name of Activity *

Duration *

Level of Engagement *

Provide a brief description of the activity and your engagement with it. Do include achievements/awards received if relevant (up to 100 words) *

Step 8

Complete the Statement of Purpose and the Essay. Once you fill in the section, click “Save” and “Next” to move to the next page.

Fellowship Registration

My Account

1

2

3

4

5

6

7

8

Statement of Purpose and Essay

Statement of Purpose: Describe your personal journey and academic and professional career paths. What are your interests and goals, professional and/or academic? What is the driving force behind pursuing the Chanakya Fellowship in Social Sciences? (Max 500 words) *

Essay: What aspects of the Chanakya Fellowship in Social Sciences will contribute to your aspirations in the medium to long term? How can Social Sciences proficiency help address some of India's contemporary challenges? (Max 500 words) *

Please use the space below to share additional information which has not been captured anywhere else in the application and might help us understand your candidature better. This information can include circumstances or situations that might have led to education, social or economic disadvantage. This section is not mandatory (up to 200 words) *

Save

Previous

Next

Step 9

Complete the Scholarship Essay if you are applying for a scholarship. Once you fill in the section, click “Save” and “Next” to move to the next page.

Fellowship Registration **My Account**

1 2 3 4 5 6 7 8

Scholarship

Scholarship Essay (In 300 words, tell the committee how you are a good fit for a Scholarship for the Chanakya Fellowship in Social Sciences that is based on need and merit)

Save

Previous Next

Step 11

Complete this section with appropriate details and submit.

Fellowship Registration **My Account**

12345678

Others
Have you applied to any other fellowship programme? * ☐ Yes ☒ No
If yes, please share the details *

How did you hear about the Chanakya Fellowship in Social Sciences? *

Save

PreviousSubmit

For queries, please write to cfss@chanakyauniversity.edu.in.



Dr. Kumaraswamy T R
+91 81475 56654



Mr Vinay Venktaraman,
+91 99629 59432